






**HINDS COUNTY HUMAN RESOURCE AGENCY
HEAD START AT-HOME CURRICULUM SUPPORT ACTIVITIES**

April 2021

Sunday	Monday	Tuesday	Wednesday	Thursday	Friday	Saturday
				1 Cut an orange or apple in four parts to show $\frac{1}{4}$.	2 Take a walk in the park with your child for fun and enjoyment.	3 Assist the child in setting the table.
4 Have the child to print all the letters in his/her name.	5 Review the calendar with your child. What number is today's date? What number is tomorrow's date?	6 Have your child draw a picture or images to show what spring means to them. Talk more about spring.	7 Look at a clock with your child. You're your child call out the numbers he/she can recognize.	8 Have the child to sort 10 small items into 2 groups of five. o o o o o o o o o o	9 Select seeds and assist your child in planting a window garden. Use a small container with soil.	10 Watch for signs of spring: - blooming flowers - leaves growing on trees - grass growing - warmer temperatures
11 Talk with your child about mistakes. What are some things they can do when mistakes happen?	12 Have the child to match the following letters: q W w K k Q	13 Have the child to identify the following colors: Purple Pink	14 Write a list of every flower you and your child can think of.	15 Name the following shapes: - Oval - Triangle - Diamond - Cylinder	16 Talk about sunlight, water and plant food, which are all needed to grow plants.	17 Have the child to identify the following letters in several different words: K W Q
18 Have the child to name as many zoo animals as possible. 	19 Celebrate National Poetry Month with your child by assisting him or her in writing a short poem. Allow the child to share the poem with his/her class.	20 Match the following words with pictures: - Soccer - Dinosaur - Baseball	21 Celebrate Earth Day with your child. Plant a tree, small shrub or a plant of his/her choice.	22 Remind your child to follow school bus and vehicle safety rules: - Keep seatbelt fastened - Use inside voice when riding in vehicles - Look both ways when getting out of vehicles	23 Discuss with your child things found in the home that begin or end with the letters Kk or Ww .	24 Remind your child to be courteous to other children and adults by using the following words: - Thank you - I'm Sorry - Excuse Me
25 Have the child to glue 6 small cotton balls or leaves on paper and write the number 6. 	26 Visit a farm in a nearby area or at the Agriculture and Forestry Museum located on Lakeland Drive in Jackson, MS. Cut out pictures to make a farm animal collage.	27 Have the child to draw a picture of a zoo animal, color it, and write the animal's name.	28 Read the book <i>The Seals on the Bus</i> by Lenny Hort or your child's favorite story.	29 Plan to take part in a class field trip with your child.	30 Read the book <i>How Do Dinosaurs Say Goodnight</i> by Jane Yolen or <i>Ten Terrible Dinosaurs</i> by Paul Strickland to your child.	




Helping Families,
Strengthening Communities

**HINDS COUNTY HUMAN RESOURCE AGENCY
EARLY HEAD START AT-HOME CURRICULUM SUPPORT ACTIVITIES**

April 2021

Ages: 0-8 Months

Sunday	Monday	Tuesday	Wednesday	Thursday	Friday	Saturday
				<p>1 Observe your child as you take him/her on a walk around the house.</p>	<p>2 Observe your child when you take them around unfamiliar people.</p>	<p>3</p>
<p>4</p>	<p>5 Observe your child as you sit down with him/her while counting up to five.</p>	<p>6 Allow your child to feel the different parts of your face and their stuffed animal's face with his/her hands.</p>	<p>7 Observe your child during tummy time while singing a lullaby.</p>	<p>8 Observe your child as you dress the child and talk to the child explaining what you are doing.</p>	<p>9 Observe your child during bath time while talking and singing to them.</p>	<p>10</p>
<p>11</p>	<p>12 Observe your child as you shake rattles and sing to your child.</p>	<p>13 Observe the different sounds your child makes as you talk with him/her regularly throughout the day.</p>	<p>14 Observe your child as you sing their favorite lullaby.</p>	<p>15 Observe your child as you count and play with their toes.</p>	<p>16 Observe as your child turns and smiles when his/her name is being called by an adult.</p>	<p>17</p>
<p>18</p>	<p>19 Observe your child as you move their hands, feet and legs while singing "If You're Happy and You Know It."</p>	<p>20 Observe your child trying to get the attention of the parent, teacher, or caregiver in some way, such as reaching up and crying.</p>	<p>21 Observe your child as you count their fingers, saying "one little pig, two little pigs, three little pigs."</p>	<p>22 Observe your child as you read a simple book and play with their toes while reading.</p>	<p>23 Observe your child as you point to the different parts of their body.</p>	<p>24</p>
<p>25</p>	<p>26 Observe your child as you talk to them during feeding time.</p>	<p>27 Observe your child as you talk to them and tell them what you are doing as you change their diaper.</p>	<p>28 Observe your child as you hold the child in your lap and gently jump him/her on your lap while counting the jumps.</p>	<p>29 Observe your child as you give them a massage after a warm bath</p>	<p>30 Observe your child as you point to the different colors around them.</p>	




Helping Families,
Strengthening Communities

HINDS COUNTY HUMAN RESOURCE AGENCY EARLY HEAD START AT-HOME CURRICULUM SUPPORT ACTIVITIES

April 2021

Ages: 8-18 Months

Sunday	Monday	Tuesday	Wednesday	Thursday	Friday	Saturday
				1 Encourage your child to engage in rolling toys such as balls and cars across the floor.	2 Let your baby watch you put a toy underneath a blanket. Allow your child to go over and uncover the toy.	3
4	5 Make an obstacle course for your child to move through and around the house.	6 Ask your child to help with clean-up. Allow them to pick up items off the floor.	7 <u>Stacking Toys</u> Allow your child to try and stack up cups of different sizes.	8 Encourage your child to clap along with the song, "If You're Happy and You Know It."	9 Hide a toy under a cup and encourage your child to find the toy.	10
11	12 Play with your child on the floor. Talk about the different colors and shapes you can find around the room.	13 Shadow play in a darkened room. Shine a light at your hand to create a shadow on the wall.	14 Take your baby out to see the stars and moon at night.	15 Play patty cake with your child using both of your hands and then clapping the child's hands.	16 Lie on the floor and watch as your child crawls to you.	17
18	19 <u>Rhyme Time</u> Encourage your child to repeat after you, "thump, thump, thump, bump, bump, bump."	20 Hold your child as you read a story, and watch as they listen to the story.	21 Take turns stacking blocks and knocking them down. You can also have a race where you both stack cups at the same time.	22 Play with your child on the floor and roll a ball to him/her. Encourage the child to roll it back.	23 Give your child a hug and kiss on the cheek before bed.	24
25	26 Play peek-a-boo with your baby using your hands, towels, or blankets.	27 <u>Container Play</u> Place toys inside of a container. Allow the child to shake or pour the toys out.	28 Ask your baby questions that she can answer to by pointing, such as: Where is your nose? Where are your ears?	29 Place a toy under a blanket, leaving part of the object showing. Then ask the child, "Where did that object go?"	30 Allow your child to walk around the house while you point to the different items and you tell them what each item is. Examples: Door Window Stove	




Helping Families,
Strengthening Communities

**HINDS COUNTY HUMAN RESOURCE AGENCY
EARLY HEAD START AT-HOME CURRICULUM SUPPORT ACTIVITIES**

April 2021

Ages: 18-24 Months

Sunday	Monday	Tuesday	Wednesday	Thursday	Friday	Saturday
				1 Encourage the child to count out loud up to the number 6.	2 Allow your child to use a pencil and paper to write.	3
4	5 Allow your child to match his/her socks together with your assistance.	6 Encourage your child to stack blocks as tall as they are.	7 Encourage the child to beat on pots using two spoons.	8 Ask your child to identify noises she/he hears. For example: a knock on the door, a barking dog, or a fire truck.	9 Encourage the child to play peek-a-boo.	10
11	12 Encourage your child to turn the pages of a book and describe the story to you.	13 Do a nature walk and discuss different things your child may see.	14 Sing, "The Wheels on the Bus" song with your child. Encourage the child to sing along.	15 Encourage the child to find different toys in the room. Then, allow the child to find the toys.	16 Fill a basket with clothes and put it in front of the child. Ask the child to take the clothes out of the basket.	17
18	19 Give the child the chance to select between two choices as often as you can. Example: Would you like apple or orange juice?	20 Sit down on the floor. Have the child sit opposite of you and roll back and forth.	21 Encourage the child to play the dance freeze game. When music plays, the child should dance. When the music stops, the child should stop.	22 Place cups in a zigzag pattern for a distance of about 5 feet. Encourage the child to walk through the cups.	23 Help your child find a line on the floor inside your house and see if they can walk a straight line.	24
25	26 Encourage the child to throw or place a ball into a basket.	27 Shadow play in a darkened room. Shine a light at your hand to create a shadow on the wall.	28 Talk to your child about the letters in their name.	29 Fill a pan with water and place it on a towel on the floor. Give the child some cups and spoons to splash in the water.	30 Sing the alphabet song with your child.	