







Helping Families,  
Strengthening Communities

## HINDS COUNTY HUMAN RESOURCE AGENCY EARLY HEAD START AT-HOME CURRICULUM SUPPORT ACTIVITIES

### March 2021

### Ages: 0-8 Months





Sunday	Monday	Tuesday	Wednesday	Thursday	Friday	Saturday
	1 Observe your child as you point to and call out the different colors around them.	2 Observe your child as you take him/her on a walk around the house.	3 Observe your child when you take them around unfamiliar people.	4 Observe your child as you sit down with him/her while counting up to five.	5 Allow your child to feel the different parts of your face and their stuffed animal's face with their hands.	6
7	8 Observe your child during tummy time while singing a lullaby.	9 Observe your child during bath time while talking and singing to them.	10 Observe your child as you dress him/her and explain what you are doing.	11 Observe your child as you shake rattlers and sing to him/her.	12 Observe the different sounds your child makes as you talk with him/her regularly throughout the day.	13 
14 	15 Observe your child as you count and play with their toes.	16 Hold your baby in your arms as you sing him/her a lullaby at bedtimes.	17 Observe as your child turns and smiles when his/her name is being called by an adult	18 Observe your child as you move their hands, feet and legs while singing "If You're Happy and You Know It."	19 Observe your child trying get the attention of the parent, teacher, or caregiver in some way, such as reaching up and crying.	20
21	22 Observe your child as you count their fingers, saying "one little pig, two little pigs, three little pigs."	23 Observe your child as you read a simple book and play with their toes while reading.	24 Observe your child as you point to the different parts of their body.	25 Observe your child as you talk to them during feeding time.	26 Observe your child as you talk to them and tell them what you are doing as you change their diaper.	27
28	29 Observe your child as you hold the child in your lap and gently jump him/her on your lap while counting the jumps.	30 Observe your child as you give them a massage after a warm bath.	31 Observe as your child makes sucking motions to communicate hunger.			



Helping Families,  
Strengthening Communities

## HINDS COUNTY HUMAN RESOURCE AGENCY EARLY HEAD START AT-HOME CURRICULUM SUPPORT ACTIVITIES

### March 2021 Ages: 8-18 Months

Sunday	Monday	Tuesday	Wednesday	Thursday	Friday	Saturday
	1 Play peek-a-boo with your baby using your hands, towels, or blankets.	2 Encourage your child to engage in rolling toys such as balls and cars across the floor.	3 Let your baby watch you put a toy underneath a blanket. Allow your child to go over and uncover the toy.	4 <u>Container Play</u> Place toys inside of a container, allow the child to shake or pour the toys out.	5 <u>Rhyme Time</u> Encourage your child to repeat after you, “thump, thump, bump, bump, bump, bump.”	
7	8 Take your child outside and point out different trees, flowers and birds and tell them what they are.	9 Make an obstacle course for your child to move through and around the house.	10 Encourage your child to clap along with the song, “If You’re Happy and You Know It.”	11 <u>Stacking Toys</u>  Allow your child to try and stack up cups of different sizes.	12 Take turns stacking blocks and knocking them down. You can also have a race where you both stack cups at the same time.	13 
14 	15 Play patty cake with your child using both of your hands and then clapping the child’s hands.	16 Ask your child to help with clean-up. Allow them to pick up items off the floor.	17 Hide a toy under a cup and encourage your child to find the toy.	18 Ask your baby questions that she can answer to by pointing.  For example: Where is your nose? Where are your ears?	19 Play with your child on the floor. Talk about the different colors and shapes you can find around the room.	20
21	22 Lie on the floor and watch as your child crawls to you.	23 Hold your child as you read a story, and watch as they listen to the story.	24 Play with your child on the floor and roll a ball to him/her and encourage the child to roll it back.	25 Give your child a kiss on the cheek and a hug before bed.	26 Take your baby out to see the stars and moon at night.	27
28	29 Place a toy under a blanket, leaving part of the object showing. Then ask the child, “Where did that object go?”	30 Shadow play in a darkened room. Shine a light at your hand to create a shadow on the wall.	31 Take your baby out to see the stars and moon at night.			







Helping Families.  
Strengthening Communities

## HINDS COUNTY HUMAN RESOURCE AGENCY EARLY HEAD START AT-HOME CURRICULUM SUPPORT ACTIVITIES

### March 2021







#### Ages: 18-24 Months

Sunday	Monday	Tuesday	Wednesday	Thursday	Friday	Saturday
	1 Sing the alphabet song with your child.	2 Sing "The Wheels on the Bus" song with your child. Allow the child to sing along.	3 Encourage the child to beat on pots using two spoons.	4 Encourage the child to count out loud up to the number 6.	5 Encourage the child to play the dance freeze game. When music plays, the child should dance. When the music stops, the child should stop.	6
7 	8 Allow your child to use a pencil and paper to write.	9 Place cups in a zigzag pattern for a distance of about 5 feet. Encourage the child to walk through the cups.	10 Talk to your child about the letters in their name.	11 See if you can find something green around the house. Point it out to your child and tell him what color it is.	12 Allow your child to match his/her socks together with your assistance.	13
14 	15 Sit down on the floor and have the child sit opposite of you and roll back and forth.	16 Help your child find a line on the floor inside your house and see if they can walk a straight line.	17 Encourage the child to find different toys in the room, and then allow the child to find the toys.	18 Fill a basket with clothes and put it in front of the child. Ask the child to take the clothes out of the basket.	19 Ask your child to identify noises she/he hears. For example: a knock on the door, a barking dog, or the siren of a fire truck.	20 
21	22 Fill a pan with water and place it on a towel on the floor. Give your child some cups and spoons to splash in the water.	23 Encourage your child to stack blocks as tall as they are.	24 Do a nature walk and discuss different things your child may see.	25 Encourage your child to turn the pages of a book and describe the story to you.	26 Encourage the child to throw or place a ball into a basket.	27
28	29 Shadow play in a darkened room. Shine a light at your hand to create a shadow on the wall.	30 Encourage the child to play peek-a-boo.	31 Observe as your child turns pages of books.			



**HINDS COUNTY HUMAN RESOURCE AGENCY  
HEAD START AT-HOME CURRICULUM SUPPORT ACTIVITIES**

**March 2021**

Sunday	Monday	Tuesday	Wednesday	Thursday	Friday	Saturday
	1 Encourage your child to select a flower or make a card for someone special.	2 Use a full cup of water and an empty cup to explain empty and full.	3 Read the story: <b>Growing Vegetable Soup</b> by Lois Ehlert.	4 Select a nutritious food and encourage your child to try it.	5 Ask your child to name the different fruits and vegetables they see as you walk through the grocery store.	6 Encourage your child to stand away from moving vehicles and to always buckle up when riding in a vehicle. 
7 Demonstrate items needed to grow a plant:  - Soil            - Water  - Seeds         - Sunlight	8 Have your child to identify the following lower and upper case alphabets:  Cc Yy Ee	9 Assist your child in printing his/her first name or first and last name.  	10 Introduce the following vocabulary words. <b>Cat</b> <b>Hat</b> <b>Bat</b> Have your child to match them with pictures.	11 Use pictures to have your child identify the first letter in the words below: _____ -ar (car) _____ -ox (box) _____ -at (hat)	12 Have your child to identify the following shapes:  Circle --   Cylinder -- 	13 Use a container of water to let your child predict which items will float or sink:  - Leaf                    - Pencil  - Cotton Ball         - Rock
14 Use a full cup of water and an empty cup to explain empty and full.  	15 Read the story: <b>The Carrot Seed</b> by Ruth Krauss.  	16 Demonstrate using the following words with the child:  <b>Open</b>  <b>Close</b>	17 Help your child make a booklet of his/her favorite people. Use photos or draw pictures.	18 Remember to use as many positive words as possible to praise your child.  The following are examples: <i>amazing, nice job, good work, way to go, good for you, I'm proud of you</i>	19 Encourage your child to stand away from moving vehicles and to always buckle up when riding in a vehicle.	20 To promote school bus safety, have your child to say the following: The red light means stop (stand still).-The green light means go (walk forward). The yellow light means caution (walk in place).
21 Introduce the vocabulary words from the list:  <b>Little</b> <b>Down</b> <b>Up</b>	22 Using cut out letters, have your child spell out his/her first or first and last name.	23 Have your child to tell you about a recent field trip or an outdoor activity.	24 Take your child on a visit to the local library to check out favorite books.	25 Ask your child to retell a story that he/she heard at home or at the center.	26 Have your child to sort the following into sets:  <b>Towel</b> <b>Comb</b> <b>Shoe</b> <b>Shirt</b> <b>Brush</b> <b>Soap</b> <b>Pants</b> <b>Sock</b>	27 Have the child to use household items to identify the following colors:  <b>Gray</b> <b>Yellow</b>
28 Allow your child to cut out pictures to make a vegetable or fruit collage.	29 Allow your child to do a creative drawing. Display it on the refrigerator or another place at home.	30 Assist your child in identifying signs of spring: <b>-green leaves on trees</b> <b>-flowers blooming</b> <b>-warmer weather</b> <b>-grass growing and others</b>	31 Use a homemade board and markers to play Alphabet Bingo.  